

Signify Classified - Internal  
Cooper Lighting Solutions Photometric Lab  
1121 Highway 74 South  
Peachtree City, GA 30269



Scaled data based on original data using  
LM-79-08 Approved Method: Electrical and Photometric Measurements of Solid-  
State Lighting Products

Test Report Prepared for  
Cooper Lighting Solutions  
(formerly Eaton)

Brand: INVUE

Report Number: P868429

Luminaire Tested: **EMM2-HTN-SA3A-730-U-T2R-HSS**

Issue Date: 08/22/2024



**Test Information**

Test Method: LM-79-08  
Report Number: P868429  
Test Lab: INNOVATION CENTER(G3)  
Issue Date: 08/22/2024  
Manufacturer: COOPER LIGHTING SOLUTIONS (FORMERLY EATON)  
Product Line: INVUE  
Catalog Number: EMM2-HTN-SA3A-730-U-T2R-HSS  
Description: EPIC MODERN TALL HOUSING DISCRETE LED ARRAYS 130W 70CRI 3000K  
FIXTURE w/ TYPE II ROADWAY DISTRIBUTION OPTIC AND HOUSE SIDE SHIELD  
Light Source: (30) 3000K CCT, 70 CRI LEDS  
Ballast/Driver: ELECTRONIC DRIVER

**Summary**

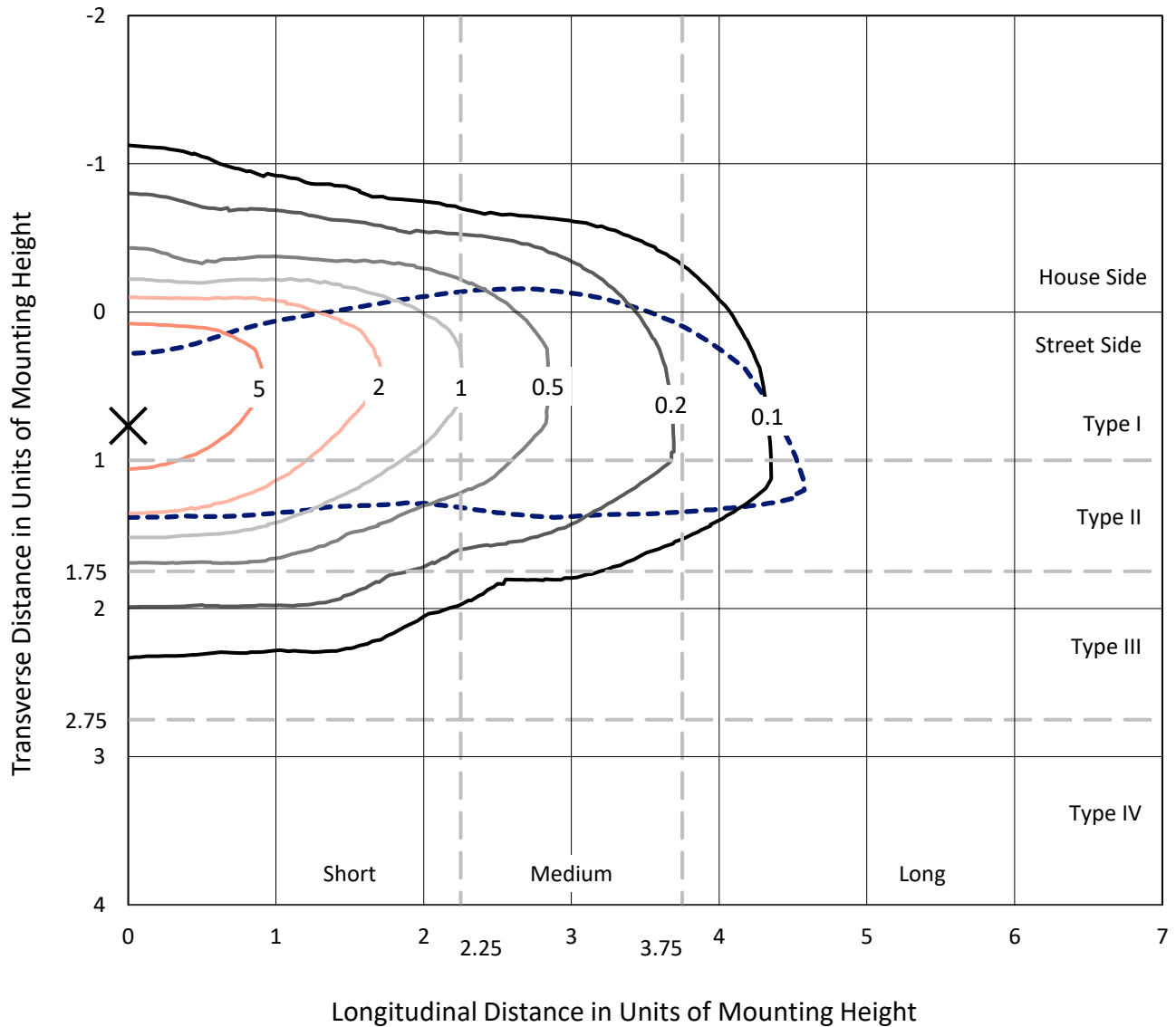
Lumens per Lamp: N/A  
Luminaire Lumens: 11372.4 lumens  
Efficiency: N/A  
Efficacy: 100.6 lumens/watt  
Luminous Opening: Rectangular (W 1' x L: 0.33' x H: 0')  
IES Classification: Type II - Short  
BUG Rating: B1 - U0 - G2

Input Watts (W): 113  
Input Voltage (V): 120  
Input Current (A<sub>in</sub>): NR  
Voltage Rise (V): NR  
Power Factor: 0.99  
Total Harmonic Distortion (THDi): 7.77%  
Frequency (hertz): 60  
Stabilization Time: NR  
Operation Time: NR  
Ambient Temperature (°C): NR  
Test Distance: 24 FT

REPORT NUMBER: P868429  
 CATALOG NUMBER: EMM2-HTN-SA3A-730-U-T2R-HSS

### Iso-Footcandle Lines of Horizontal Illumination

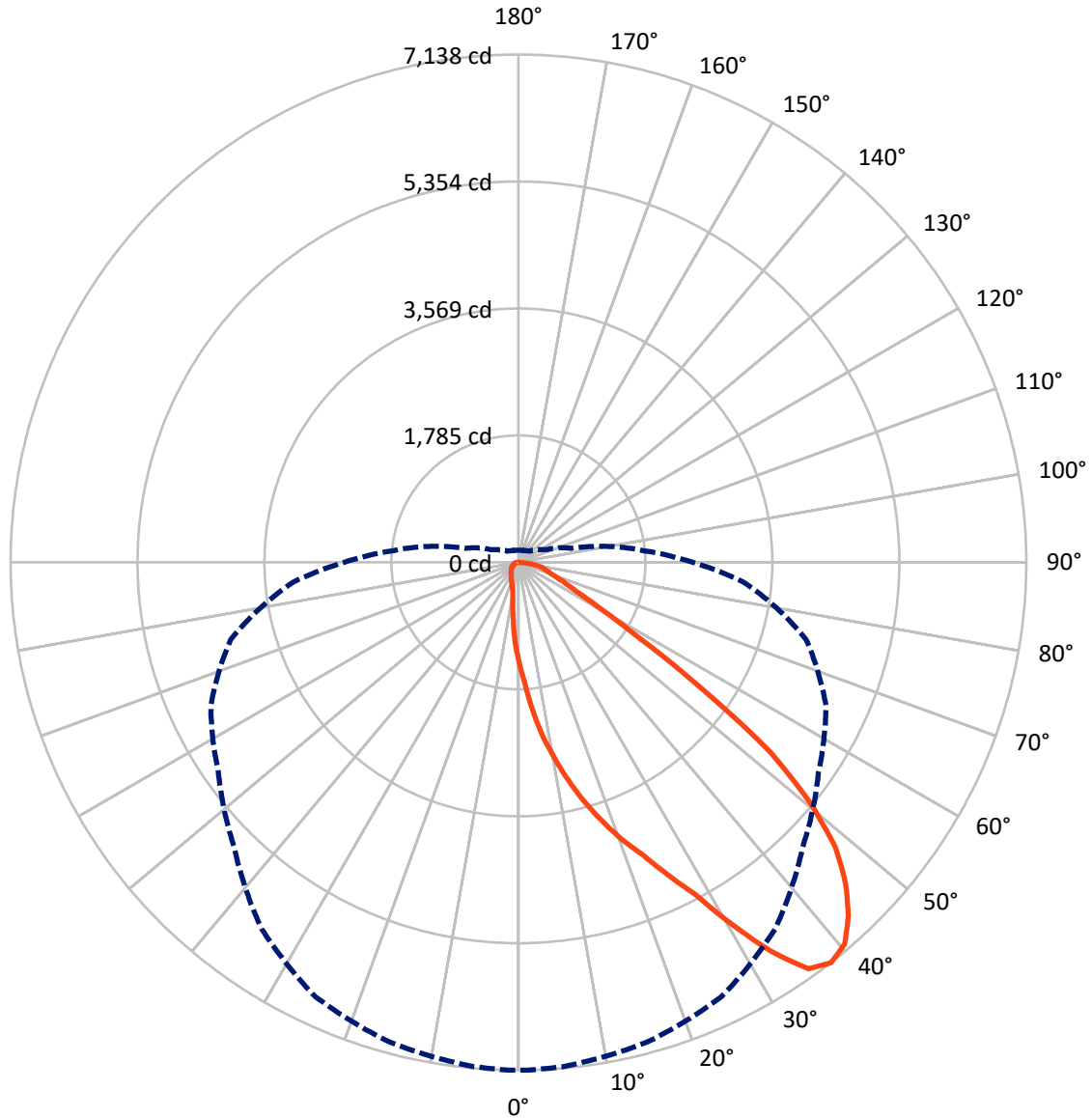
× Max cd  
 - - - 1/2 Max cd



Based on 20 foot mounting height. Maximum calculated value = 9.8 fc  
 Type II - Short - N/A

REPORT NUMBER: P868429  
CATALOG NUMBER: EMM2-HTN-SA3A-730-U-T2R-HSS

### Luminous Intensity Polar Plot



— Vertical Plane Through 0-Deg Lateral      - - - Horizontal Cone Through 37.5-Deg Vertical

REPORT NUMBER: P868429

CATALOG NUMBER: EMM2-HTN-SA3A-730-U-T2R-HSS

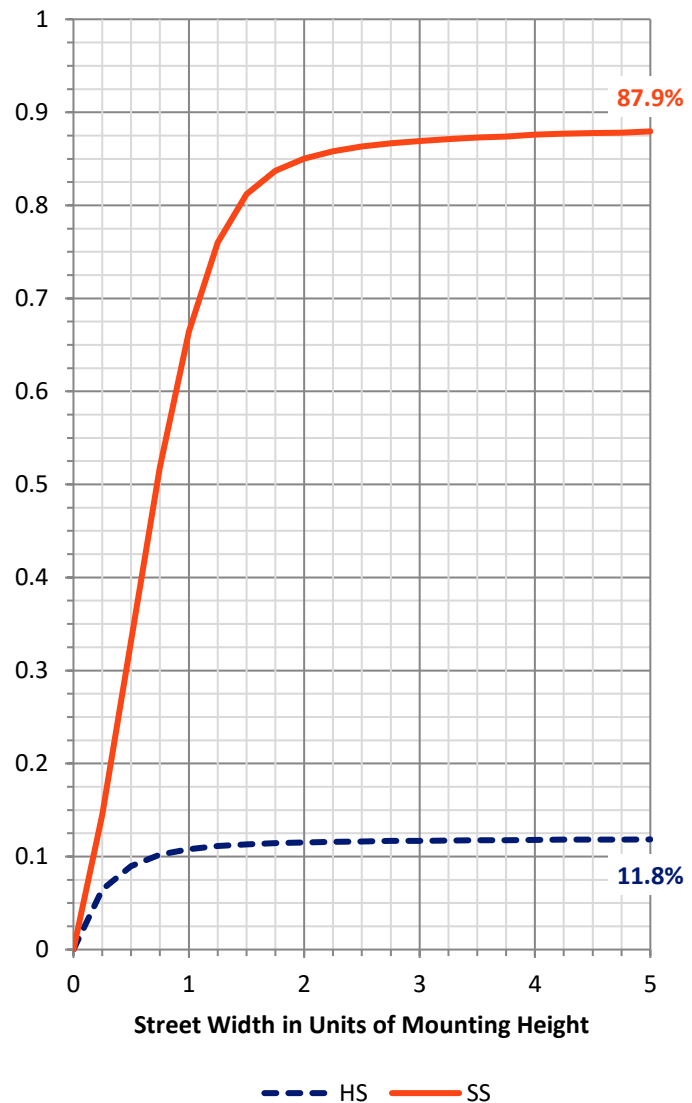
**FLUX DISTRIBUTION:**

		Downward	Upward	Total
<b>House Side</b>	Lumens	1356.4	0.0	1356.4
	% Fixture	11.9	0.0	11.9
<b>Street Side</b>	Lumens	10016.0	0.0	10016.0
	% Fixture	88.1	0.0	88.1
<b>Total</b>	Lumens	11372.4	0.0	11372.4
	% Fixture	100.0	0.0	100.0

**Coefficient of Utilization**

**ZONAL LUMENS:**

Zone	Lumens	% Fixture
0°-10°	141.4	1.2
10°-20°	494.2	4.3
20°-30°	1019.7	9.0
30°-40°	1794.1	15.8
40°-50°	2436.0	21.4
50°-60°	2413.5	21.2
60°-70°	1858.1	16.3
70°-80°	1078.4	9.5
80°-90°	137.2	1.2
90°-100°	0.0	0.0
100°-110°	0.0	0.0
110°-120°	0.0	0.0
120°-130°	0.0	0.0
130°-140°	0.0	0.0
140°-150°	0.0	0.0
150°-160°	0.0	0.0
160°-170°	0.0	0.0
170°-180°	0.0	0.0
0°-90°	11372.4	100.0
0°-180°	11372.4	100.0



REPORT NUMBER: P868429

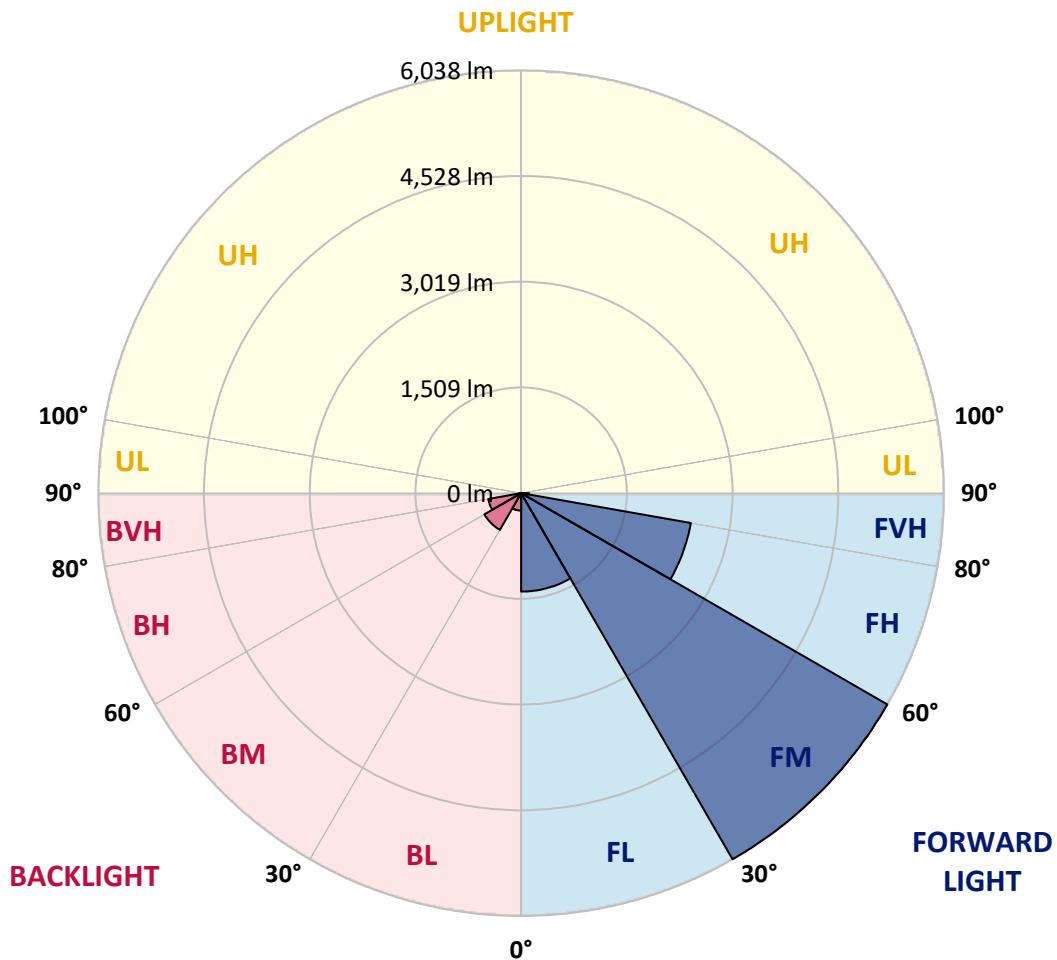
CATALOG NUMBER: EMM2-HTN-SA3A-730-U-T2R-HSS

**LUMINAIRE CLASSIFICATION SYSTEM LUMEN TABLE AND BUG RATING:**

Zone	Lumens	% Fixture	Zone Rating/Lumen Limit		
			B	U	G
FL (0°-30°)	1405.8	12.4			
FM (30°-60°)	6037.8	53.1			
FH (60°-80°)	2460.5	21.6			G2/5000
FVH (80°-90°)	111.9	1.0			G2/225
BL (0°-30°)	249.4	2.2	B1/500		
BM (30°-60°)	605.8	5.3	B1/1000		
BH (60°-80°)	475.9	4.2	B1/500		G1/500
BVH (80°-90°)	25.3	0.2			G1/100
UL (90°-100°)	0.0	0.0		U0/0	
UH (100°-180°)	0.0	0.0		U0/0	

**BUG Rating: B1-U0-G2**

Type II Short





REPORT NUMBER: P868429

CATALOG NUMBER: EMM2-HTN-SA3A-730-U-T2R-HSS

**CANDELA DISTRIBUTION (FULL):**

	0°	1°	5°	15°	25°	35°	45°	55°	65°	75°	85°
0°	1409.2	1409.2	1409.2	1409.2	1409.2	1409.2	1409.2	1409.2	1409.2	1409.2	1409.2
2.5°	1698.0	1723.4	1704.4	1688.5	1666.3	1644.1	1612.3	1577.4	1533.0	1479.0	1431.4
5°	2082.1	2094.7	2088.4	2078.9	2009.1	1942.4	1875.8	1793.2	1679.0	1577.4	1469.5
7.5°	2466.1	2459.7	2443.9	2415.3	2351.8	2275.7	2155.1	2018.6	1856.7	1679.0	1510.8
10°	2802.5	2812.0	2799.3	2754.9	2675.6	2570.8	2424.8	2269.3	2050.3	1802.8	1567.9
12.5°	3154.8	3161.2	3161.2	3065.9	3012.0	2850.1	2694.6	2485.1	2240.7	1955.1	1634.5
15°	3500.8	3488.1	3488.1	3424.6	3329.4	3148.5	2973.9	2720.0	2443.9	2097.9	1710.7
17.5°	3830.8	3837.2	3808.6	3738.8	3646.8	3472.2	3256.4	2977.1	2643.8	2269.3	1790.1
20°	4157.8	4138.7	4126.0	4056.2	3957.8	3751.5	3545.2	3227.8	2878.7	2462.9	1901.1
22.5°	4462.4	4472.0	4440.2	4329.1	4237.1	4049.8	3815.0	3523.0	3126.3	2656.5	2021.7
25°	4856.0	4824.3	4852.8	4719.5	4576.7	4354.5	4087.9	3799.1	3396.0	2894.6	2170.9
27.5°	5275.0	5294.0	5278.1	5132.1	4938.5	4640.2	4360.9	4053.0	3669.0	3119.9	2339.1
30°	5900.2	5890.7	5893.9	5674.9	5354.3	4998.8	4656.1	4319.6	3941.9	3396.0	2535.9
32.5°	6519.1	6554.0	6468.3	6274.7	5906.6	5370.2	4951.2	4576.7	4205.4	3634.1	2735.9
35°	7017.4	7007.9	6973.0	6757.1	6392.2	5871.6	5287.7	4862.4	4484.7	3926.1	2958.0
37.5°	7138.0	7138.0	7115.8	6982.5	6741.3	6290.6	5652.6	5148.0	4770.3	4186.3	3173.9
40°	7058.7	7042.8	7030.1	6941.2	6811.1	6544.5	6036.7	5443.2	5075.0	4522.8	3411.9
42.5°	6798.4	6801.6	6785.7	6734.9	6665.1	6563.5	6274.7	5757.4	5373.3	4840.1	3646.8
45°	6449.3	6455.6	6436.6	6430.2	6395.3	6395.3	6328.7	6004.9	5655.8	5163.9	3903.8
47.5°	6001.8	5998.6	5989.1	5973.2	6043.0	6119.2	6179.5	6144.6	5906.6	5513.0	4135.5
50°	5319.4	5313.0	5341.6	5421.0	5592.3	5760.6	5938.3	6103.3	6087.5	5836.7	4414.8
52.5°	4433.9	4392.6	4424.4	4668.7	5021.0	5395.6	5646.3	5906.6	6179.5	6179.5	4691.0
55°	3100.9	3135.8	3154.8	3513.5	4208.5	4852.8	5294.0	5630.4	6144.6	6452.5	4995.7
57.5°	1974.1	1986.8	2044.0	2431.2	3246.9	4053.0	4833.8	5386.0	6014.5	6681.0	5300.3
60°	1329.8	1285.4	1329.8	1552.0	2336.0	3180.2	4157.8	5078.2	5827.2	6846.0	5636.8
62.5°	939.5	936.3	949.0	1079.1	1666.3	2389.9	3310.3	4662.4	5678.0	6855.5	5887.5
65°	758.6	736.3	745.9	818.9	1117.2	1752.0	2428.0	3910.2	5544.7	6687.3	6011.3
67.5°	609.4	599.9	606.2	653.8	837.9	1317.2	1710.7	2973.9	5262.3	6401.7	5941.5
70°	498.3	501.5	504.6	552.3	666.5	996.6	1221.9	2040.8	4659.2	6077.9	5627.3
72.5°	431.6	431.6	434.8	466.6	558.6	790.3	923.6	1326.7	3770.5	5728.8	5049.6
75°	380.9	380.9	380.9	409.4	476.1	634.8	717.3	907.7	2707.3	5081.4	4176.8
77.5°	330.1	333.3	333.3	358.6	409.4	495.1	552.3	628.4	1726.6	3926.1	3161.2
80°	253.9	253.9	257.1	285.6	349.1	387.2	406.3	444.3	907.7	2466.1	2005.9
82.5°	177.7	180.9	180.9	184.1	234.9	238.0	219.0	222.2	330.1	818.9	761.7
85°	19.0	22.2	25.4	25.4	41.3	50.8	54.0	50.8	54.0	95.2	95.2
87.5°	0.0	0.0	0.0	0.0	3.2	6.3	6.3	9.5	9.5	9.5	9.5
90°	0.0	0.0	0.0	0.0	0.0	0.0	0.0	0.0	0.0	0.0	0.0



REPORT NUMBER: P868429

CATALOG NUMBER: EMM2-HTN-SA3A-730-U-T2R-HSS

**CANDELA DISTRIBUTION (continued):**

	90°	95°	105°	115°	125°	135°	145°	155°	165°	175°	180°
0°	1409.2	1409.2	1409.2	1409.2	1409.2	1409.2	1409.2	1409.2	1409.2	1409.2	1409.2
2.5°	1406.0	1383.8	1336.2	1294.9	1256.8	1225.1	1202.9	1174.3	1152.1	1152.1	1164.8
5°	1415.5	1364.8	1266.4	1174.3	1101.3	1031.5	968.0	926.8	895.0	876.0	876.0
7.5°	1428.2	1352.1	1202.9	1063.2	949.0	837.9	739.5	691.9	644.3	628.4	631.6
10°	1453.6	1345.7	1145.8	964.9	793.5	653.8	558.6	507.8	482.4	469.7	469.7
12.5°	1482.2	1345.7	1085.5	853.8	653.8	511.0	453.9	415.8	403.1	396.7	390.4
15°	1520.3	1352.1	1034.7	736.3	533.2	431.6	390.4	368.2	355.5	349.1	349.1
17.5°	1564.7	1358.4	980.7	641.1	453.9	380.9	349.1	333.3	320.6	314.2	314.2
20°	1621.8	1374.3	926.8	555.4	396.7	349.1	320.6	304.7	292.0	288.8	285.6
22.5°	1691.7	1399.7	872.8	485.6	358.6	317.4	292.0	279.3	269.8	263.4	263.4
25°	1774.2	1431.4	831.6	434.8	330.1	295.2	273.0	257.1	247.6	244.4	244.4
27.5°	1888.4	1485.4	790.3	396.7	307.9	273.0	250.7	238.0	228.5	225.3	222.2
30°	1996.4	1552.0	771.2	387.2	292.0	253.9	238.0	222.2	212.6	209.5	206.3
32.5°	2136.0	1628.2	758.6	387.2	285.6	241.2	222.2	209.5	200.0	196.8	193.6
35°	2285.2	1717.1	758.6	399.9	288.8	231.7	209.5	196.8	187.3	180.9	180.9
37.5°	2447.0	1805.9	764.9	418.9	298.3	225.3	196.8	184.1	174.6	171.4	171.4
40°	2618.4	1926.5	777.6	434.8	307.9	222.2	184.1	174.6	165.0	158.7	158.7
42.5°	2777.1	2021.7	799.8	453.9	314.2	219.0	174.6	165.0	155.5	152.3	152.3
45°	2961.2	2126.5	818.9	466.6	314.2	209.5	165.0	155.5	149.2	146.0	142.8
47.5°	3107.2	2212.2	828.4	472.9	307.9	200.0	155.5	149.2	142.8	136.5	139.6
50°	3284.9	2304.2	844.2	476.1	295.2	187.3	149.2	139.6	133.3	130.1	130.1
52.5°	3456.3	2396.3	856.9	469.7	279.3	171.4	139.6	133.3	127.0	120.6	120.6
55°	3659.5	2497.8	876.0	460.2	253.9	155.5	130.1	123.8	114.3	111.1	107.9
57.5°	3891.2	2631.1	891.9	441.2	222.2	139.6	123.8	114.3	101.6	95.2	95.2
60°	4103.8	2783.5	904.6	393.6	193.6	130.1	114.3	104.7	92.0	88.9	88.9
62.5°	4332.3	2942.2	904.6	311.0	165.0	117.4	107.9	98.4	85.7	82.5	82.5
65°	4491.0	3085.0	876.0	231.7	139.6	111.1	104.7	92.0	79.3	76.2	76.2
67.5°	4535.4	3173.9	796.6	165.0	120.6	104.7	98.4	85.7	76.2	69.8	69.8
70°	4392.6	3104.0	650.6	127.0	104.7	95.2	88.9	79.3	69.8	66.7	66.7
72.5°	3983.2	2837.4	485.6	107.9	92.0	88.9	82.5	73.0	66.7	63.5	63.5
75°	3335.7	2358.2	342.8	95.2	85.7	79.3	73.0	66.7	60.3	60.3	60.3
77.5°	2526.4	1704.4	212.6	85.7	73.0	73.0	66.7	60.3	57.1	54.0	54.0
80°	1631.4	1075.9	120.6	60.3	50.8	54.0	47.6	41.3	41.3	38.1	38.1
82.5°	691.9	425.3	63.5	34.9	25.4	22.2	15.9	15.9	12.7	12.7	12.7
85°	69.8	25.4	12.7	9.5	9.5	6.3	6.3	6.3	6.3	3.2	3.2
87.5°	9.5	9.5	9.5	6.3	6.3	6.3	3.2	3.2	3.2	3.2	3.2
90°	0.0	0.0	0.0	0.0	0.0	0.0	0.0	0.0	0.0	0.0	0.0



LM-79-2019: Approved Method: Electrical and Photometric Measurements of Solid-  
State Lighting Products

Report Prepared for

Cooper Lighting Solutions

Streetworks

Report Number: SP1-2407-157-4

Test Date: 08/07/2024

Luminaire Tested: MEM2-HTN-SA-40-730-U-5WQ-2

Data in this report applies to families of products including MEM2-HTN-SA-40-730-U-5WQ-2

**Test Information**

Test Method: LM-79-2019  
 Report Number: SP1-2407-157-4  
 Test Lab: COOPER LIGHTING SOLUTIONS  
 Photometer: SP1 - 76IN SPHERE  
 Measurement Geometry: 4π  
 Issue Date: 08/20/2024  
 Manufacturer: COOPER LIGHTING SOLUTIONS  
 Product Line: Streetworks  
 Catalog Number: **MEM2-HTN-SA-40-730-U-5WQ-2**  
 Description: Epic Modern Light Square 40W 5WQ Optic and Flare Trim

**Spectral Parameters**

CCT (K): 3057  
 CIE u': 0.2487  
 CIE v': 0.5199  
 Duv: -0.0002  
 CIE x: 0.4326  
 CIE y: 0.4020  
 CIE z: 0.1654  
 Peak Wavelength (nm): 593  
 Dominant Wavelength (nm): 582  
 Purity: 50.50735  
 Rf: 74.6  
 Rg: 94

CRI (Ra):	71.7		
R1:	68.1	R9:	-34.8
R2:	82.0	R10:	58.5
R3:	93.5	R11:	62.5
R4:	67.5	R12:	47.5
R5:	67.2	R13:	70.7
R6:	74.9	R14:	96.4
R7:	77.4	R15:	60.0
R8:	43.1		



**Test Conditions**

Stabilization Time: 21M  
 Operation Time: 1H 21M  
 Sphere Temperature (°C): 24.2

REPORT NUMBER: SP1-2407-157-4

Measurement and Test Equipment			
Instrument	Identification Number	Calibration Date	Calibration Due Date
Photometer	IN0058	6/18/2024	12/18/2024
Power Meter	INXT2011004	2/8/2024	2/8/2025
AC Power Source	IN0063	10/24/2023	10/24/2024
DC Power Source	IN0208	10/24/2023	10/24/2024
Sphere Thermometer	IN0085	10/24/2023	10/24/2024
Room Thermometer	IN0046	10/24/2023	10/24/2024

REPORT NUMBER: SP1-2407-157-4

CIE 1931 Chromaticity Diagram



CIE 1931 Chromaticity Diagram with 2017 ANSI 7-Step and 4-Step Quadrangles



Point lies inside the ANSI 3000K 4-step quadrangle

REPORT NUMBER: SP1-2407-157-4

**Photopic Flux vs. Wavelength**



**Photopic Lumens: NR**

$\lambda$ (nm)	Power W <sup>^</sup> /nm	Lumens ( $\phi$ /nm)	$\lambda$ (nm)	Power W <sup>^</sup> /nm	Lumens ( $\phi$ /nm)	$\lambda$ (nm)	Power W <sup>^</sup> /nm	Lumens ( $\phi$ /nm)	$\lambda$ (nm)	Power W <sup>^</sup> /nm	Lumens ( $\phi$ /nm)	$\lambda$ (nm)	Power W <sup>^</sup> /nm	Lumens ( $\phi$ /nm)
360	0	NR	490	104	NR	620	818	NR	750	20	NR	880	1	NR
365	0	NR	495	135	NR	625	755	NR	755	17	NR	885	0	NR
370	0	NR	500	184	NR	630	691	NR	760	15	NR	890	0	NR
375	0	NR	505	247	NR	635	625	NR	765	13	NR	895	0	NR
380	0	NR	510	309	NR	640	561	NR	770	11	NR	900	0	NR
385	0	NR	515	369	NR	645	499	NR	775	9	NR	905	0	NR
390	0	NR	520	419	NR	650	441	NR	780	8	NR	910	0	NR
395	0	NR	525	460	NR	655	388	NR	785	7	NR	915	0	NR
400	1	NR	530	492	NR	660	338	NR	790	6	NR	920	0	NR
405	3	NR	535	524	NR	665	294	NR	795	5	NR	925	0	NR
410	7	NR	540	553	NR	670	253	NR	800	4	NR	930	0	NR
415	15	NR	545	588	NR	675	218	NR	805	4	NR	935	0	NR
420	31	NR	550	625	NR	680	188	NR	810	3	NR	940	0	NR
425	60	NR	555	670	NR	685	161	NR	815	3	NR	945	0	NR
430	107	NR	560	723	NR	690	139	NR	820	3	NR	950	0	NR
435	183	NR	565	780	NR	695	118	NR	825	2	NR	955	0	NR
440	289	NR	570	837	NR	700	100	NR	830	2	NR	960	0	NR
445	460	NR	575	894	NR	705	85	NR	835	2	NR	965	0	NR
450	646	NR	580	942	NR	710	73	NR	840	1	NR	970	0	NR
455	561	NR	585	976	NR	715	62	NR	845	1	NR	975	0	NR
460	331	NR	590	998	NR	720	53	NR	850	1	NR	980	0	NR
465	238	NR	595	1000	NR	725	45	NR	855	1	NR	985	0	NR
470	178	NR	600	990	NR	730	39	NR	860	1	NR	990	0	NR
475	120	NR	605	962	NR	735	33	NR	865	1	NR	995	0	NR
480	96	NR	610	925	NR	740	28	NR	870	1	NR	1000	0	NR
485	95	NR	615	873	NR	745	24	NR	875	1	NR			

REPORT NUMBER: SP1-2407-157-4

**Scotopic Flux vs. Wavelength**



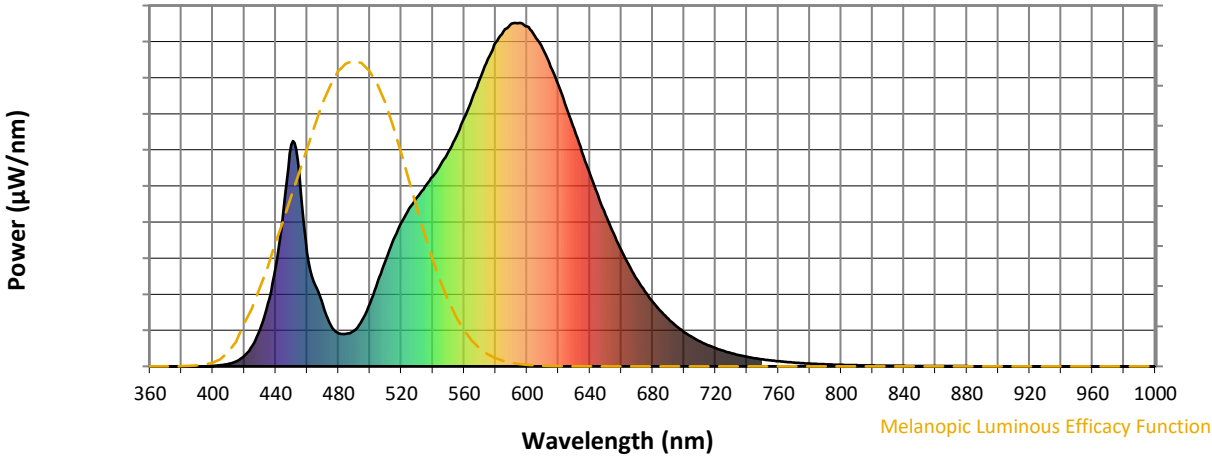
**Scotopic Lumens: NR**

**S/P: 1.23**

$\lambda$ (nm)	Power W <sup>^</sup> /nm	Lumens ( $\phi$ /nm)	$\lambda$ (nm)	Power W <sup>^</sup> /nm	Lumens ( $\phi$ /nm)	$\lambda$ (nm)	Power W <sup>^</sup> /nm	Lumens ( $\phi$ /nm)	$\lambda$ (nm)	Power W <sup>^</sup> /nm	Lumens ( $\phi$ /nm)	$\lambda$ (nm)	Power W <sup>^</sup> /nm	Lumens ( $\phi$ /nm)
360	0	NR	490	104	NR	620	818	NR	750	20	NR	880	1	NR
365	0	NR	495	135	NR	625	755	NR	755	17	NR	885	0	NR
370	0	NR	500	184	NR	630	691	NR	760	15	NR	890	0	NR
375	0	NR	505	247	NR	635	625	NR	765	13	NR	895	0	NR
380	0	NR	510	309	NR	640	561	NR	770	11	NR	900	0	NR
385	0	NR	515	369	NR	645	499	NR	775	9	NR	905	0	NR
390	0	NR	520	419	NR	650	441	NR	780	8	NR	910	0	NR
395	0	NR	525	460	NR	655	388	NR	785	7	NR	915	0	NR
400	1	NR	530	492	NR	660	338	NR	790	6	NR	920	0	NR
405	3	NR	535	524	NR	665	294	NR	795	5	NR	925	0	NR
410	7	NR	540	553	NR	670	253	NR	800	4	NR	930	0	NR
415	15	NR	545	588	NR	675	218	NR	805	4	NR	935	0	NR
420	31	NR	550	625	NR	680	188	NR	810	3	NR	940	0	NR
425	60	NR	555	670	NR	685	161	NR	815	3	NR	945	0	NR
430	107	NR	560	723	NR	690	139	NR	820	3	NR	950	0	NR
435	183	NR	565	780	NR	695	118	NR	825	2	NR	955	0	NR
440	289	NR	570	837	NR	700	100	NR	830	2	NR	960	0	NR
445	460	NR	575	894	NR	705	85	NR	835	2	NR	965	0	NR
450	646	NR	580	942	NR	710	73	NR	840	1	NR	970	0	NR
455	561	NR	585	976	NR	715	62	NR	845	1	NR	975	0	NR
460	331	NR	590	998	NR	720	53	NR	850	1	NR	980	0	NR
465	238	NR	595	1000	NR	725	45	NR	855	1	NR	985	0	NR
470	178	NR	600	990	NR	730	39	NR	860	1	NR	990	0	NR
475	120	NR	605	962	NR	735	33	NR	865	1	NR	995	0	NR
480	96	NR	610	925	NR	740	28	NR	870	1	NR	1000	0	NR
485	95	NR	615	873	NR	745	24	NR	875	1	NR			

REPORT NUMBER: SP1-2407-157-4

Melanopic Flux vs. Wavelength



Melanopic Lumens: NR

M/P: 2.27

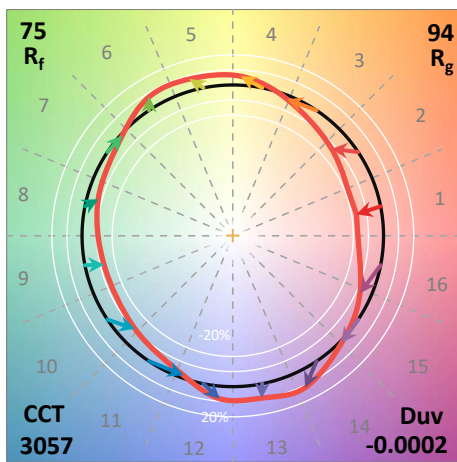
λ (nm)	Power W <sup>^</sup> /nm	Lumens (φ/nm)	λ (nm)	Power W <sup>^</sup> /nm	Lumens (φ/nm)	λ (nm)	Power W <sup>^</sup> /nm	Lumens (φ/nm)	λ (nm)	Power W <sup>^</sup> /nm	Lumens (φ/nm)	λ (nm)	Power W <sup>^</sup> /nm	Lumens (φ/nm)
360	0	NR	490	104	NR	620	818	NR	750	20	NR	880	1	NR
365	0	NR	495	135	NR	625	755	NR	755	17	NR	885	0	NR
370	0	NR	500	184	NR	630	691	NR	760	15	NR	890	0	NR
375	0	NR	505	247	NR	635	625	NR	765	13	NR	895	0	NR
380	0	NR	510	309	NR	640	561	NR	770	11	NR	900	0	NR
385	0	NR	515	369	NR	645	499	NR	775	9	NR	905	0	NR
390	0	NR	520	419	NR	650	441	NR	780	8	NR	910	0	NR
395	0	NR	525	460	NR	655	388	NR	785	7	NR	915	0	NR
400	1	NR	530	492	NR	660	338	NR	790	6	NR	920	0	NR
405	3	NR	535	524	NR	665	294	NR	795	5	NR	925	0	NR
410	7	NR	540	553	NR	670	253	NR	800	4	NR	930	0	NR
415	15	NR	545	588	NR	675	218	NR	805	4	NR	935	0	NR
420	31	NR	550	625	NR	680	188	NR	810	3	NR	940	0	NR
425	60	NR	555	670	NR	685	161	NR	815	3	NR	945	0	NR
430	107	NR	560	723	NR	690	139	NR	820	3	NR	950	0	NR
435	183	NR	565	780	NR	695	118	NR	825	2	NR	955	0	NR
440	289	NR	570	837	NR	700	100	NR	830	2	NR	960	0	NR
445	460	NR	575	894	NR	705	85	NR	835	2	NR	965	0	NR
450	646	NR	580	942	NR	710	73	NR	840	1	NR	970	0	NR
455	561	NR	585	976	NR	715	62	NR	845	1	NR	975	0	NR
460	331	NR	590	998	NR	720	53	NR	850	1	NR	980	0	NR
465	238	NR	595	1000	NR	725	45	NR	855	1	NR	985	0	NR
470	178	NR	600	990	NR	730	39	NR	860	1	NR	990	0	NR
475	120	NR	605	962	NR	735	33	NR	865	1	NR	995	0	NR
480	96	NR	610	925	NR	740	28	NR	870	1	NR	1000	0	NR
485	95	NR	615	873	NR	745	24	NR	875	1	NR			

**Summary**

$R_f = 74.6$   
 $R_g = 94$   
 $CIE R_a = 71.7$   
 $R_9 = -34.8$



**Color Vector Graphics**





**Individual Sample Fidelity Index ( $R_{f,i}$ )**

CES01 = 86	CES26 = 65	CES51 = 87	CES76 = 58
CES02 = 62	CES27 = 89	CES52 = 85	CES77 = 76
CES03 = 31	CES28 = 84	CES53 = 77	CES78 = 61
CES04 = 71	CES29 = 68	CES54 = 85	CES79 = 86
CES05 = 49	CES30 = 83	CES55 = 84	CES80 = 83
CES06 = 51	CES31 = 71	CES56 = 74	CES81 = 73
CES07 = 41	CES32 = 64	CES57 = 74	CES82 = 93
CES08 = 40	CES33 = 78	CES58 = 75	CES83 = 91
CES09 = 29	CES34 = 75	CES59 = 85	CES84 = 88
CES10 = 76	CES35 = 87	CES60 = 90	CES85 = 75
CES11 = 59	CES36 = 92	CES61 = 81	CES86 = 64
CES12 = 65	CES37 = 84	CES62 = 89	CES87 = 77
CES13 = 43	CES38 = 92	CES63 = 75	CES88 = 80
CES14 = 74	CES39 = 96	CES64 = 65	CES89 = 67
CES15 = 71	CES40 = 92	CES65 = 64	CES90 = 80
CES16 = 47	CES41 = 93	CES66 = 60	CES91 = 78
CES17 = 50	CES42 = 86	CES67 = 58	CES92 = 56
CES18 = 56	CES43 = 77	CES68 = 66	CES93 = 73
CES19 = 73	CES44 = 99	CES69 = 75	CES94 = 49
CES20 = 66	CES45 = 85	CES70 = 60	CES95 = 66
CES21 = 87	CES46 = 81	CES71 = 56	CES96 = 76
CES22 = 79	CES47 = 86	CES72 = 85	CES97 = 82
CES23 = 92	CES48 = 75	CES73 = 52	CES98 = 76
CES24 = 91	CES49 = 79	CES74 = 95	CES99 = 64
CES25 = 73	CES50 = 86	CES75 = 60	



Color Rendition by Hue-Angle Bin



Measure Comparisons



(END OF REPORT)